

DLF's Journey Toward Smarter, Faster, Sharper Construction Delivery Across a 50- Million- sqft Portfolio

RITESH MITTAL

GM - Digital Transformation, DLF Ltd



ABOUT US

With 78+ years of real estate investment, development, and management experience, DLF has an unparalleled scale of delivery and an unmatched track record of **customer-centric service excellence in India.**

At DLF, we take pride in our unwavering integrity in customer engagement and quality assurance. Throughout our over 78-year legacy, it has been our core mission to **deliver real-estate development, management, and investment services of the highest calibre.**





Offices



Homes



Clubs



Malls



GLOBAL CERTIFICATIONS @DLF



Five Star Occupational
Health and Safety
Audit 2025

46 Nos.



46 Nos.



46 Nos.



21 Nos.
(for 7
Consecutive
Years)



32 Nos.



46 Nos.



3 Nos.

SPEAKER DETAILS

- Ritesh Mittal is a Civil Engineer & a certified Project Management Professional (PMP).
Ritesh is currently GM & heading the Digital Transformation division at DLF Ltd.
- Ritesh has been awarded **40 under 40 Champion in 2024**.
- Earlier in his career, Ritesh has the experience of complete spectrum of Construction Industry – Consultancy, Client side as well as Site Execution. Ritesh has worked with various Structural Consultants, Real Estate developers and has a collaborative experience of 19+ years.
- Ritesh has been instrumental in establishing/adopting the technology enhancements & has successfully led the implementation of **BIM 360, ACC Build, BIM (REVIT, 3D, 4D & 5D), Autodesk Assemble** and **Power BI** on various projects in his career.



40
UNDER FORTY
CHAMPIONS OF CONSTRUCTION 2024

AGENDA

- 01 CHALLENGES & GOALS
- 02 ADOPTION JOURNEY
- 03 MILESTONE ACHIEVED
- 04 BEHIND THE SCENES
 - a. TRAININGS
 - b. CATALYST
- 05 INDUSTRY RECOGNITION



CW Construction World

Info-x Buys Penthouse for Rs 1.90 Billion in DLF Camellias Gurugram

#AU2025

Why we thought about the Change?



View from a residence at The Camellias

Challenges to Overcome

01 Multi-Stakeholder Coordination

02 Data Retrieval

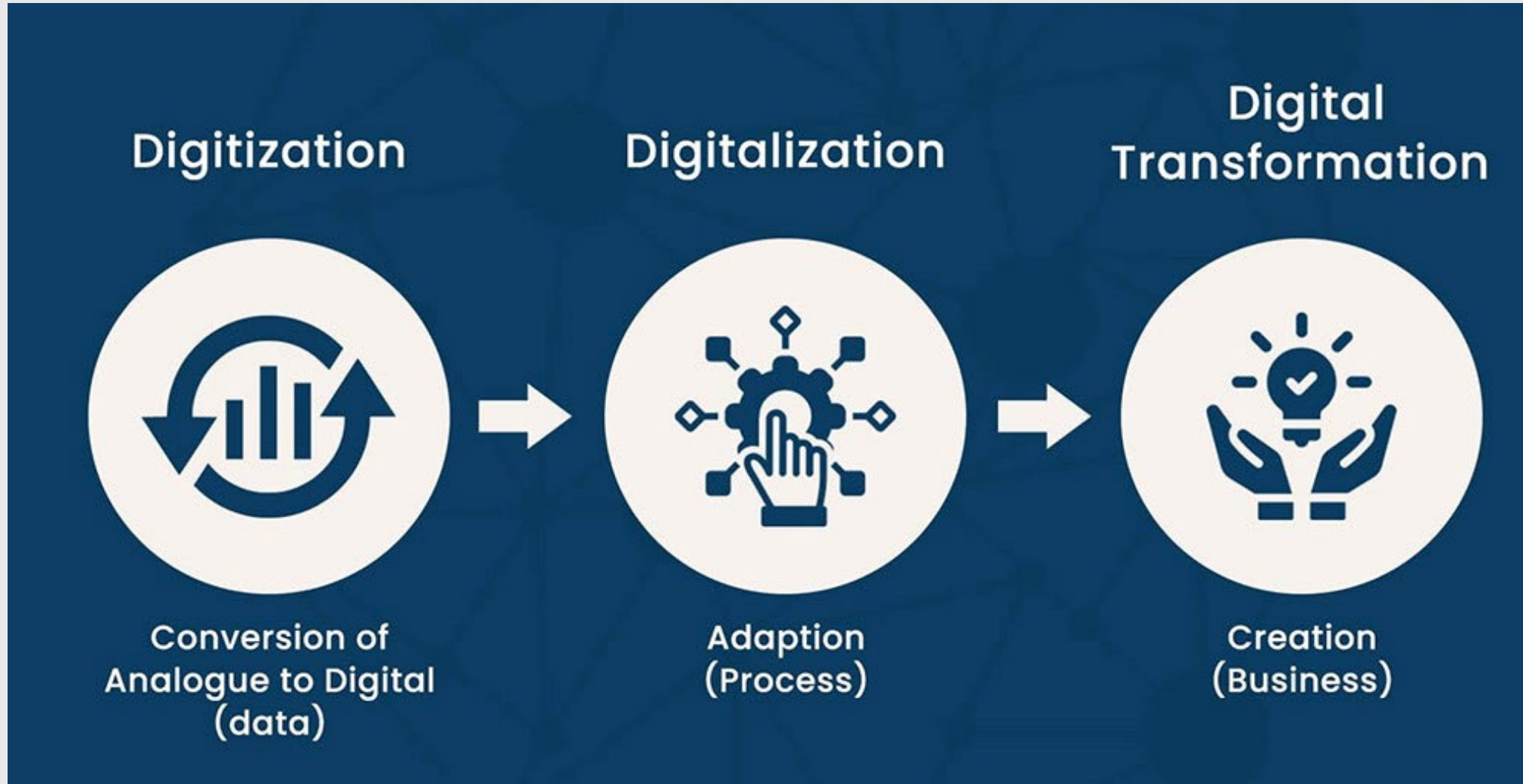
03 Quality Control issues

04 Communication Breakdowns

05 Environmental Concerns



GOAL - Digitization To Digital Transformation



Adoption Journey

#AU2025



Activities Envisaged

Following activities were targeted under various areas for short wins & long-term adoption of the complete platform.

Phase 01

Phase 02

Design

Execution

Trainings

Catalyst /Enablers

Automation

01

02

03

04

05




Drawings



Tracking



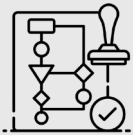
Classes



Dashboards



API & Connectors



Approvals



Scheduling



Manuals & Guides



Tablets



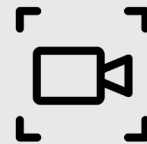
Plugins



Coordination



Checklist & Approvals



Recordings

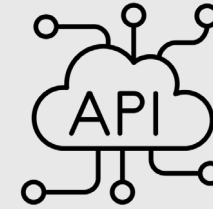



Recognition



Notifications

Phasing of ACC Journey



Phase 1.1

- Business Process Analysis (BPA)
- Strategizing and Process Mapping
- Understanding Challenges & Vision
- Launching 5 Pilot Project
- Phasing the Launch

~ 4 Months

Phase 1.2

- Design – Files, Reviews & Issues
- Execution – Asset & Forms
- Learnings & Findings from soft launch
- Understanding adoption bottlenecks

~ 4 Months

Phase 1.3

- Improvement of Strategy
- More Projects
- Introduction of Dashboards
- Enabling Power of Model Coordination

~ 4 Months

Phase 2.1

- Introduction of APS
- Switching to APIs for near Live Dashboards
- Use of Insight Builder
- Complete Rollout of Submittal & RFI in all Projects
- Automation & APIs

~ 4 Months

Phase 2.2

- Sustainability
- VR Experience
- Artificial Intelligence (AI)
- WhatsApp Integration

Ongoing & Ahead

Design Process



Insights to the rollout of Design processes till date for a Template project.

Files & Roles

Reviews & Issues

Model Coordination

Others

01

02

03

04



13000+
Folder



200+ Review
Templates



Views



Tracking



30+ Default
Roles



15+ Issue
Types



Clash Matrix



Reports



300+ Project
Roles

Execution

Insights to the rollout of Execution team processes till date for a Template project.


Forms & Assets

Submittal & RFI

Meeting & Reports

Schedule & Work Plan

01




100+ Forms
Template



Audit Trails

02



Approvals



15+ Spec Section

03



Meeting
Records

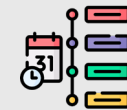


Reports

04



Suggestion &
Early warning



Schedule
Impact

Milestones Achieved

#AU2025



ACC Journey at Glance



7 Projects Ongoing on ACC



SOPs, Manuals & Training Videos Shared Via Bridge



Power BI Dashboard for Most Modules



DLR, DPR tracking via Forms



Assets - WIR, MIR, MAS, Drawings, Documents Logs with proper linking in reference along with Review Workflow



Meeting - Site Meeting & Design Meetings Minutes on ACC



4 Projects with ACC Model Coordination



1895 Members & 156 Companies on ACC

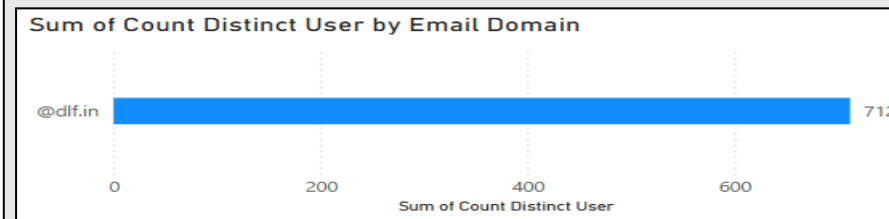
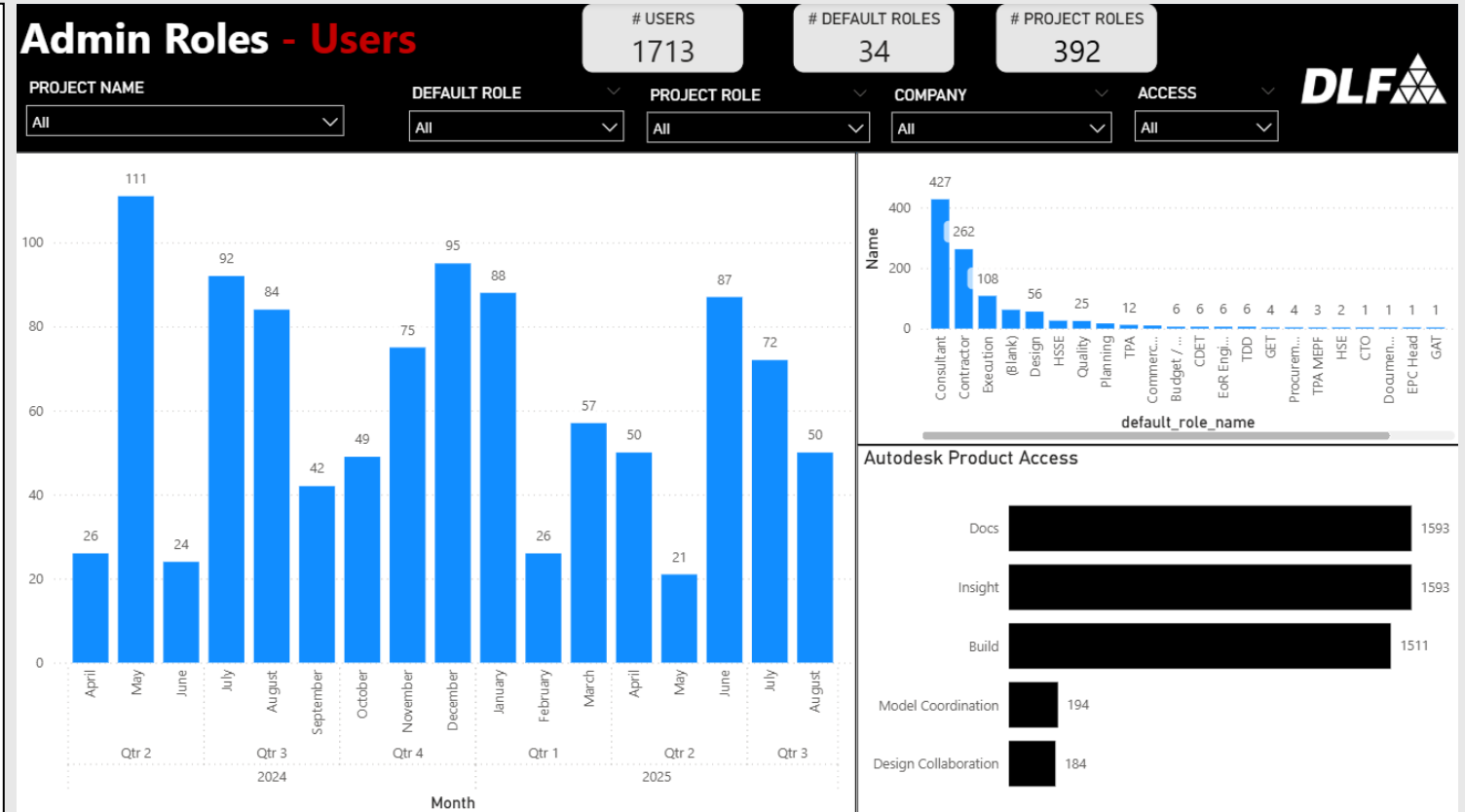
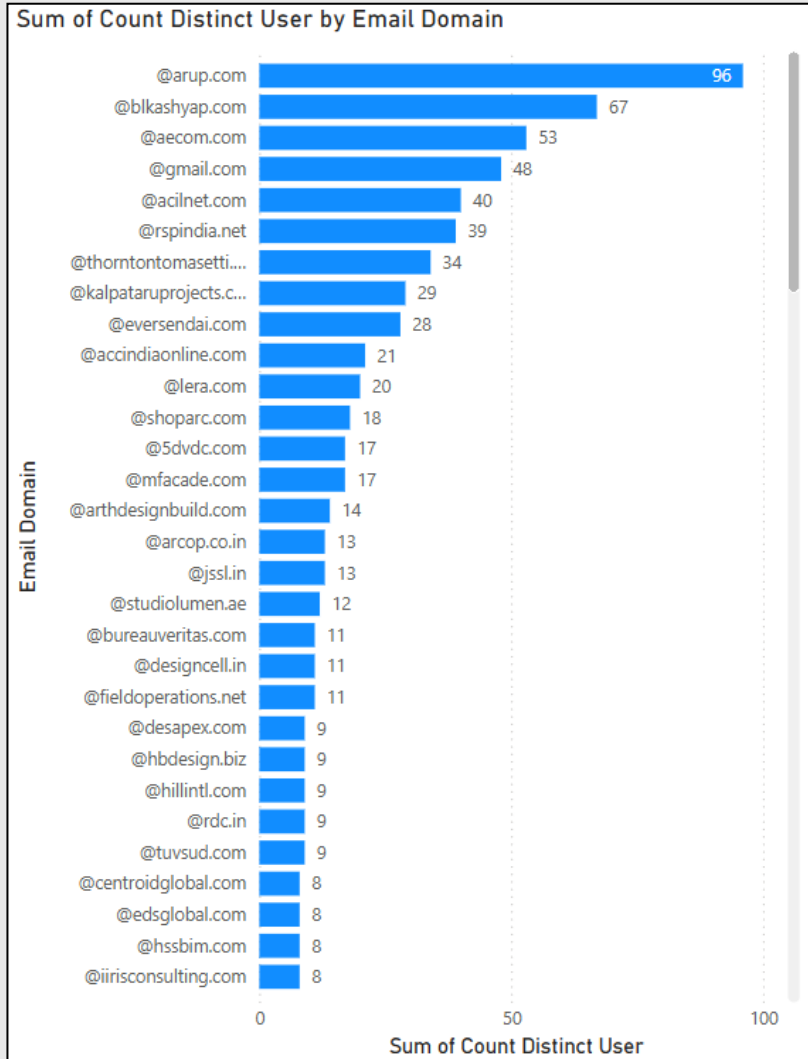


100+ Quality Checklist on ACC / Project / Contractor

Projects Photos



USER DATA



Design Activities

Overall Statistics

1200+
Reviews

1500+
GFCs

350+
Transmittals

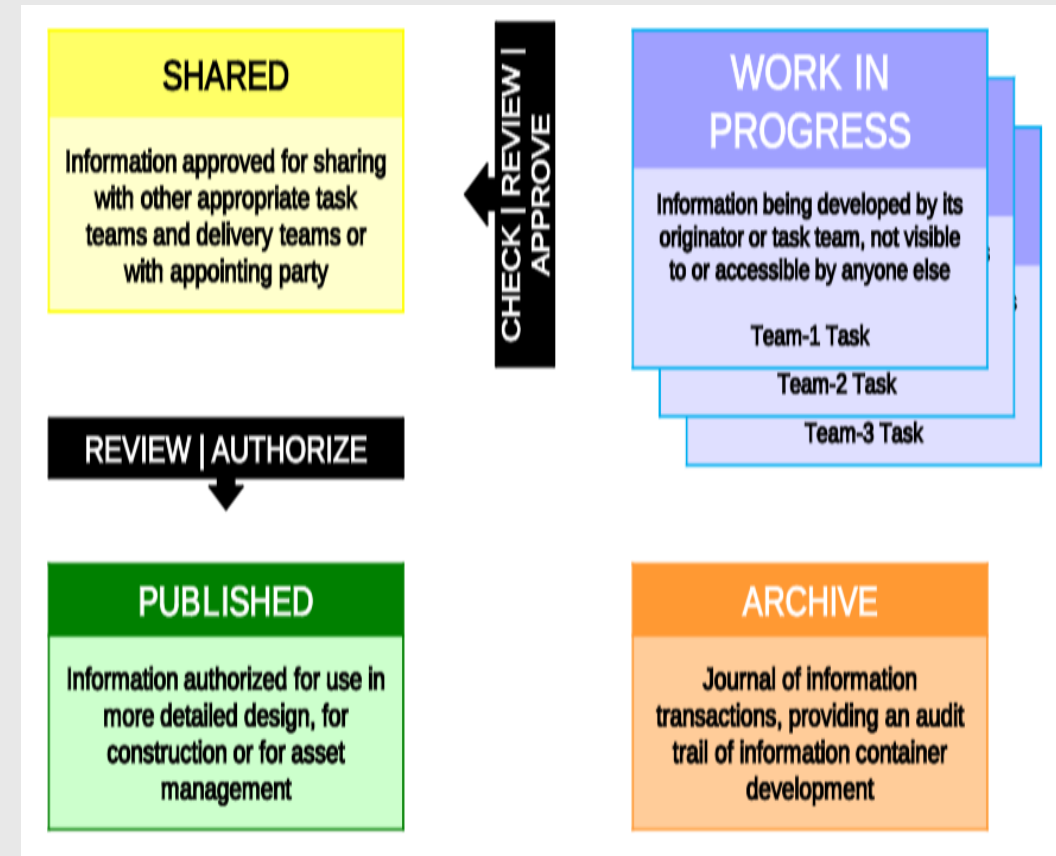
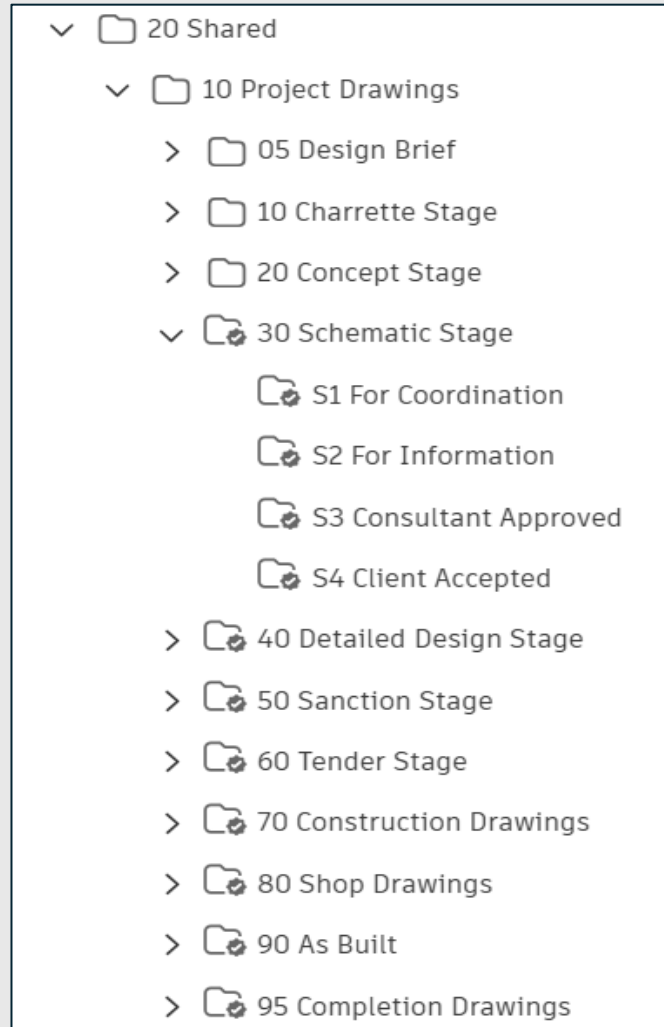
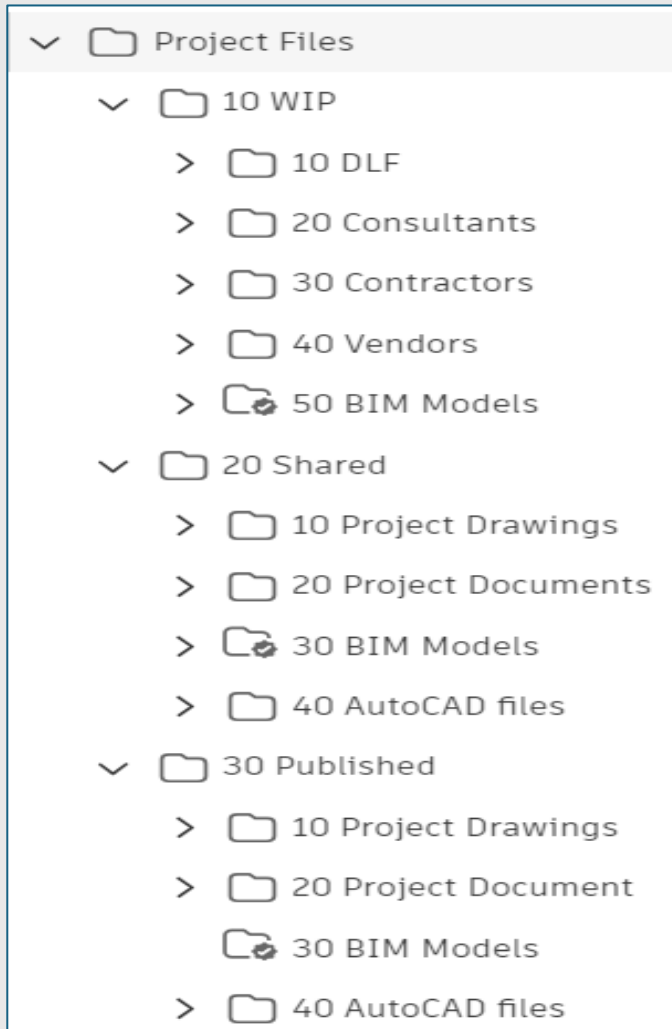
150+ DLF
Design User

500+
Consultant Users

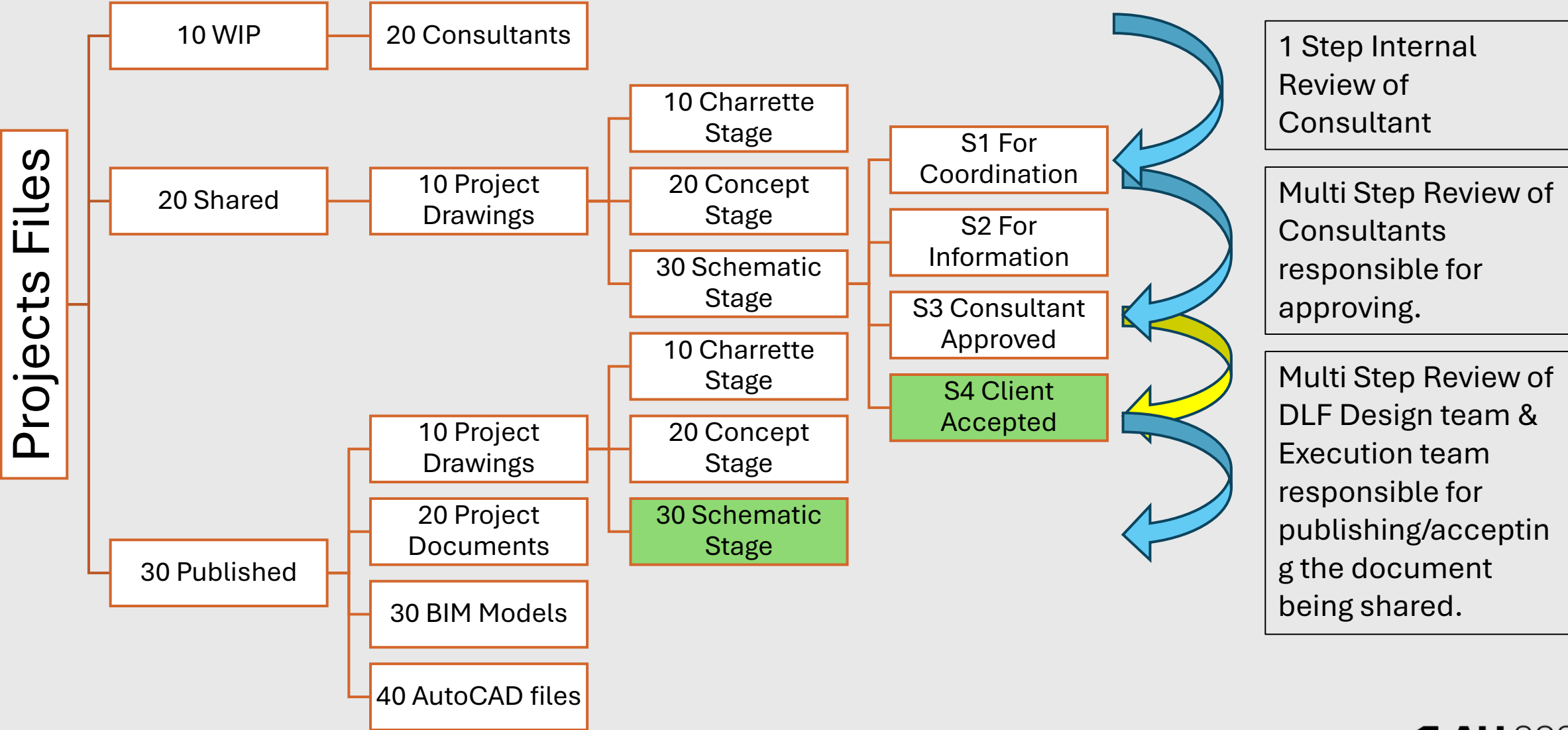
20+ Consultant
in 1 Project

Design – Standardized Folders

ISO 19650 Compliant



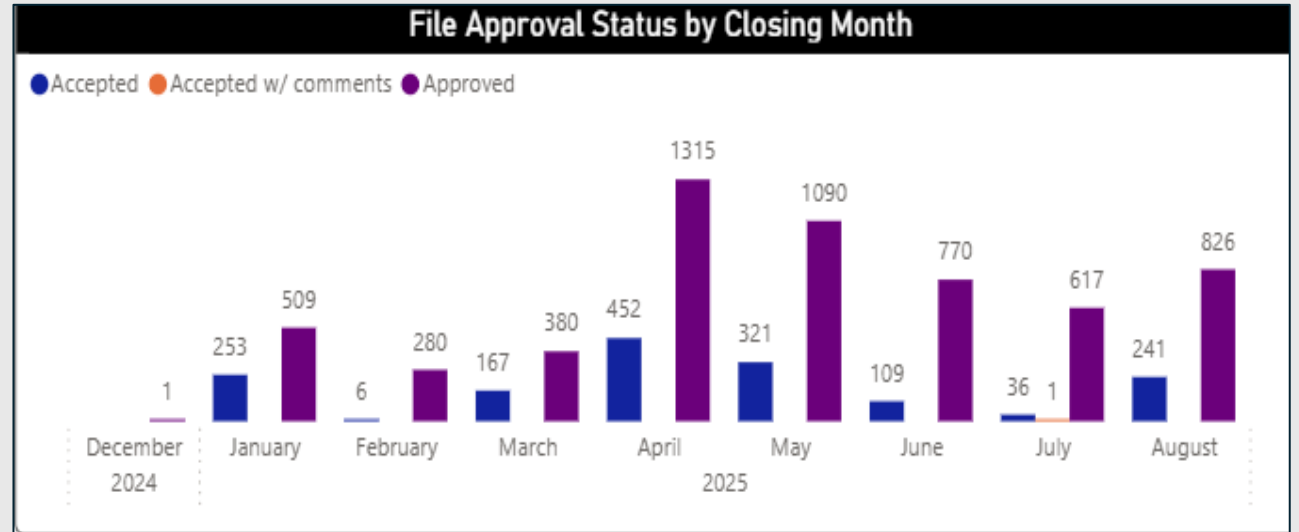
Design – Workflow Mapping



Design – Review Workflow & Mapping

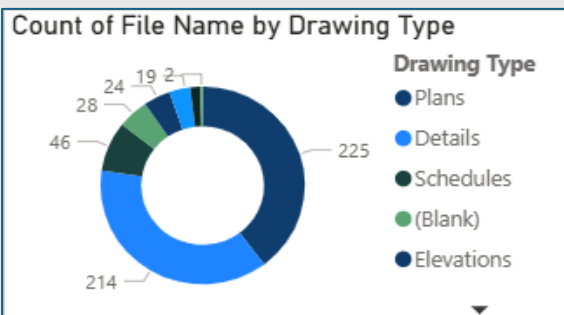
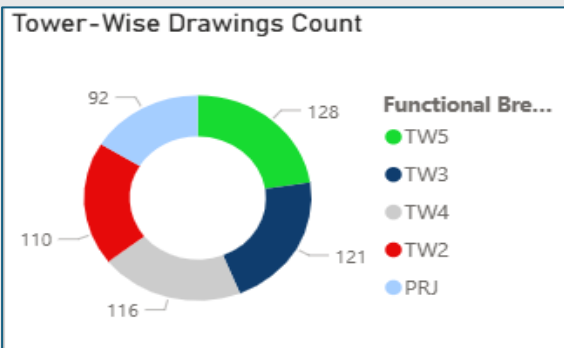
Sample Data of 1 Project

Reviews Workflow	# REVIEWS 386	# CLOSED 314	# OPEN 21	# VOID 51	AVG Overdue Days 12
-------------------------	-------------------------	------------------------	---------------------	---------------------	-------------------------------

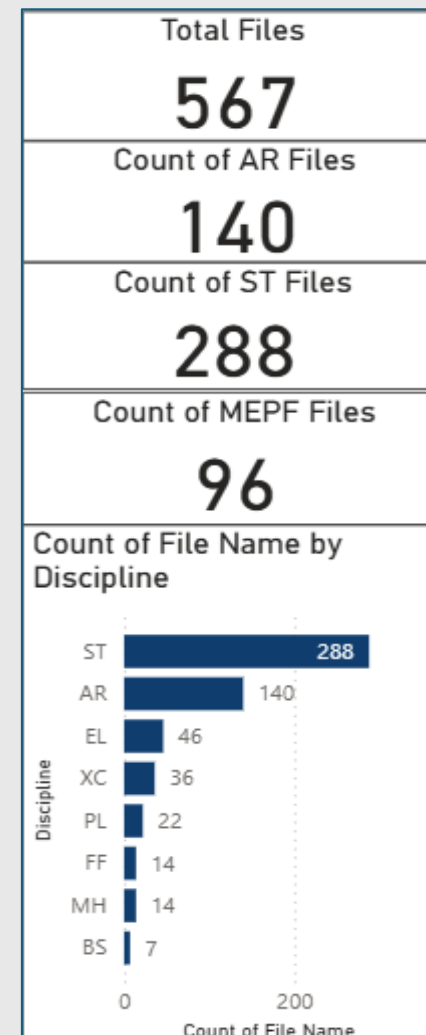
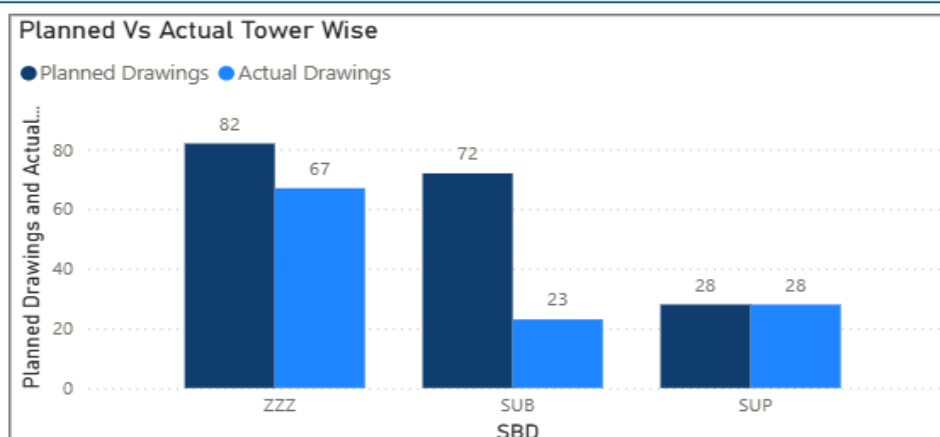
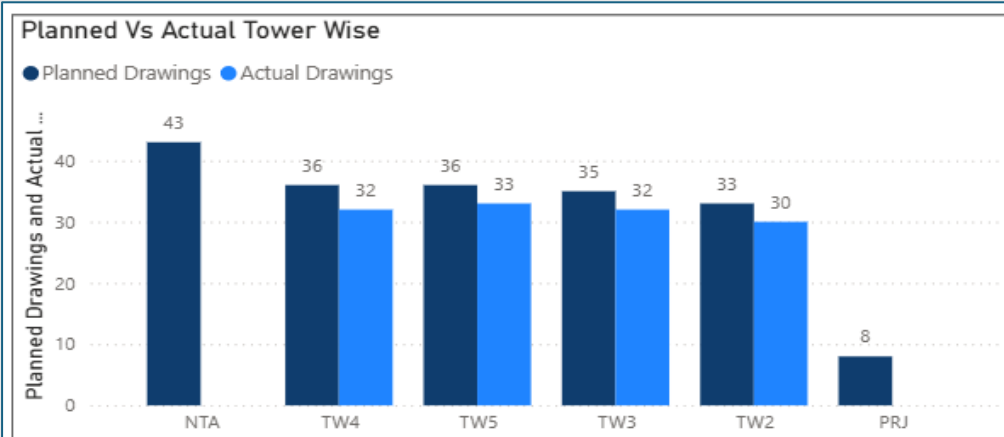


Design – Design GFC log & Tracking

Sample Data of 1 Project

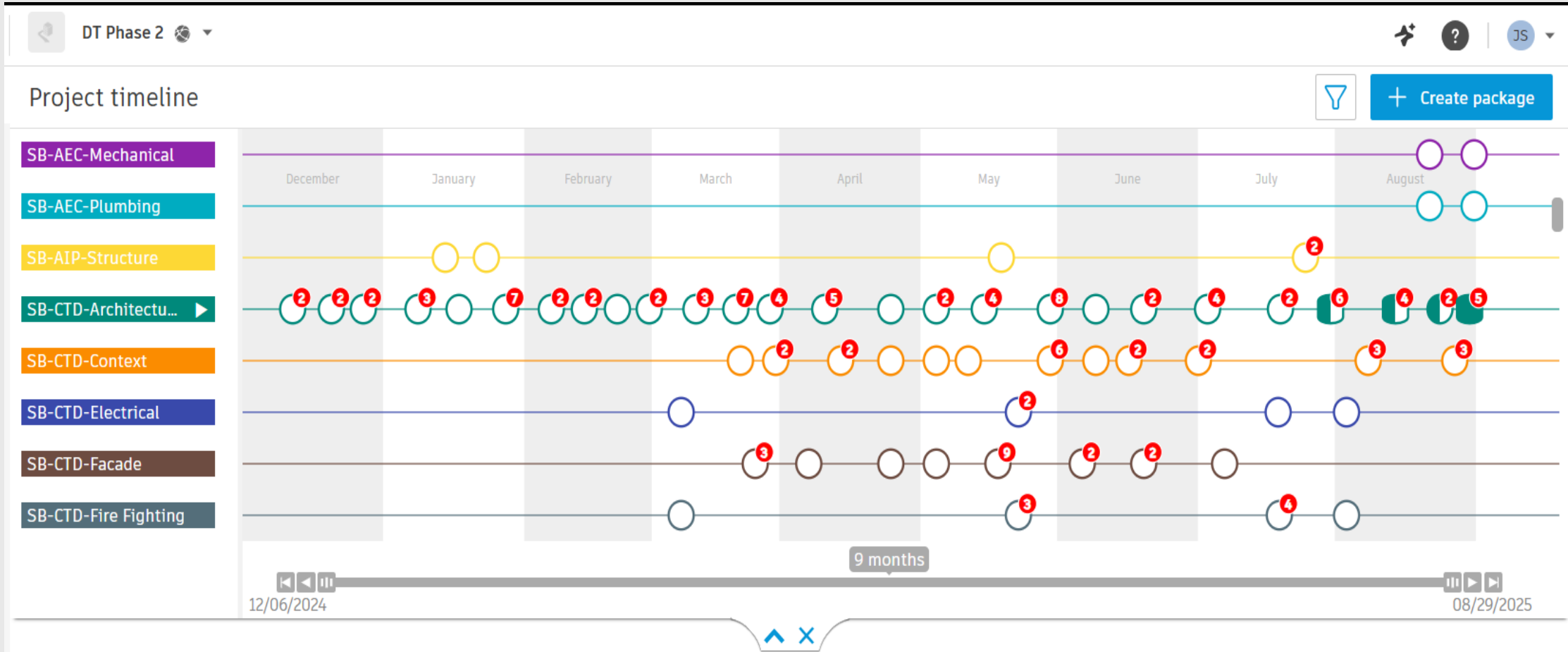


Asset Name	File Name	Description	Drawing Discipline	Status
DR-AR-10GRD		PLAN		Pending
WMRA1-SSA-TW4-SUB-DR-AR-30003		TOWER 04 SUB-STRUCTURE PART SECTION	AR	Pending
WMRA1-SSA-TW4-ZZZ-DR-AR-32016		TOWER 04 END WALL SECTIONS - DUPLEX FLOOR	AR	Pending
WMRA1-SSA-TW4-ZZZ-DR-AR-32021		TOWER 04 END WALL SECTIONS - ROOF LEVEL	AR	Pending
WMRA1-SSA-TW5-SUB-DR-AR-30003		TOWER 05 SUB-STRUCTURE PART SECTION	AR	Pending
WMRA1-SSA-TW5-ZZZ-DR-AR-32016		TOWER 05 END WALL SECTIONS - DUPLEX FLOOR	AR	Pending
WMRA1-SSA-TW5-ZZZ-DR-AR-32021		TOWER 05 END WALL SECTIONS - ROOF LEVEL	AR	Pending
WMRA1-SSA-TW2-SUB-DR-AR-10B01	WMRA1-SSA-TW2-SUB-DR-AR-10B01	TOWER 02 BASEMENT 01 FLOOR PLAN	AR	Received
WMRA1-SSA-TW2-SUB-DR-AR-10B02	WMRA1-SSA-TW2-SUB-DR-AR-10B02	TOWER 02 BASEMENT 02 FLOOR PLAN	AR	Received
WMRA1-SSA-TW2-SUB-DR-AR-10B03	WMRA1-SSA-TW2-SUB-DR-AR-10B03	TOWER 02 BASEMENT 03 FLOOR PLAN	AR	Received
WMRA1-SSA-TW2-SUB-DR-AR-10B04	WMRA1-SSA-TW2-SUB-DR-AR-10B04	TOWER 02 BASEMENT 04 FLOOR PLAN	AR	Received



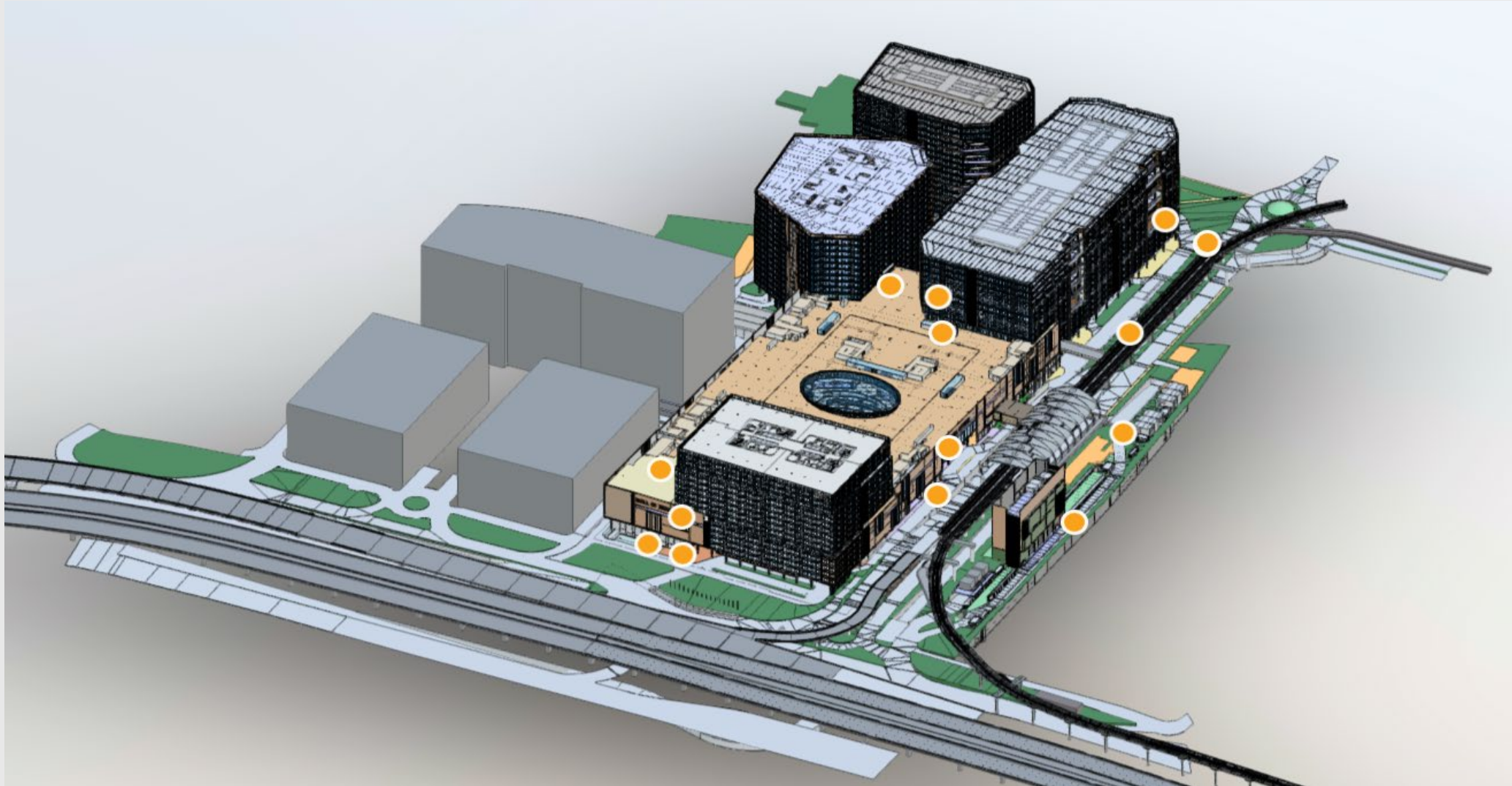
Design – Design Collaboration

Sample Data of 1 Project



Design – Modal Coordination

Sample Data of 1 Project



Design – Construction Drawing Folder



Sample Data of 1 Project

Files

Folders Packages Holding area

Deleted items Settings

Export Search and filter

Upload files

Name	Description	Version	Indicators	Markups	Size	Last updated	Updated by	Review status	Issues	Version added by
WMRA1-GCN-PRJ-SUB-DR-BS-10GRD.pdf	PILE SHORING LAYOUT	V3			4.5 MB	Jul 26, 2025 11:13 A...	Kamble Pravin DLF Ltd.	Approved		Kamble Pravin DLF Ltd.
WMRA1-GCN-PRJ-SUB-DR-BS-35001.pdf	PILE SHORING SECTION (1)	V3			2.6 MB	Jul 26, 2025 11:13 A...	Kamble Pravin DLF Ltd.	Approved		Kamble Pravin DLF Ltd.
WMRA1-GCN-PRJ-SUB-DR-BS-35002.pdf	PILE SHORING SECTION (2)	V3			1.8 MB	Jul 26, 2025 11:13 A...	Kamble Pravin DLF Ltd.	Approved		Kamble Pravin DLF Ltd.
WMRA1-GCN-PRJ-SUB-DR-BS-35003.pdf	REHAB SECTIONS	V3			3.3 MB	Jul 26, 2025 11:13 A...	Kamble Pravin DLF Ltd.	Approved		Kamble Pravin DLF Ltd.
WMRA1-GCN-PRJ-SUB-DR-BS-51001.pdf	ANCHOR BLOCK DETAILS	V3			896.1 KB	Jul 26, 2025 11:13 A...	Kamble Pravin DLF Ltd.	Approved		Kamble Pravin DLF Ltd.
WMRA1-GCN-PRJ-SUB-DR-BS-51002.pdf	STRUT DETAILS	V3			989.2 KB	Jul 26, 2025 11:13 A...	Kamble Pravin DLF Ltd.	Approved		Kamble Pravin DLF Ltd.
WMRA1-GCN-PRJ-SUB-DR-BS-51003.pdf	STEEL PLATE DETAILS	V3			837.1 KB	Jul 26, 2025 11:13 A...	Kamble Pravin DLF Ltd.	Approved		Kamble Pravin DLF Ltd.
WMRA1-MCN-PRJ-SUB-DR-EL-11B02.01.pdf	Basement 02 Cable Tray Floor Plan (Part 01)	V2			1.5 MB	Apr 24, 2025 12:45 ...	shreyas kothw... DLF Ltd.	Approved		shreyas kothw... DLF Ltd.
WMRA1-MCN-PRJ-SUB-DR-EL-11B02.02.pdf	Basement 02 Cable Tray Floor Plan (Part 02)	V2			1.5 MB	Apr 24, 2025 12:45 ...	shreyas kothw... DLF Ltd.	Approved		shreyas kothw... DLF Ltd.
WMRA1-MCN-PRJ-SUB-DR-EL-11B03.01.pdf	Basement 03 Cable Tray Floor Plan (Part 01)	V2			1.3 MB	Apr 24, 2025 12:45 ...	shreyas kothw... DLF Ltd.	Approved		shreyas kothw... DLF Ltd.
WMRA1-MCN-PRJ-SUB-DR-EL-11B03.02.pdf	Basement 03 Cable Tray Floor Plan (Part 02)	V2			1.4 MB	Apr 24, 2025 12:46 ...	shreyas kothw... DLF Ltd.	Approved		shreyas kothw... DLF Ltd.
WMRA1-MCN-PRJ-SUB-DR-EL-11B04.01.pdf	Basement 04 Cable Tray Floor Plan (Part 01)	V2			1.3 MB	Apr 24, 2025 12:46 ...	shreyas kothw... DLF Ltd.	Approved		shreyas kothw... DLF Ltd.
WMRA1-MCN-PRJ-SUB-DR-EL-11B04.02.pdf	Basement 04 Cable Tray Floor Plan (Part 02)	V2			1.3 MB	Apr 24, 2025 12:44 ...	shreyas kothw... DLF Ltd.	Approved		shreyas kothw... DLF Ltd.
WMRA1-MCN-PRJ-SUB-DR-EL-14B02.01.pdf	Basement 02 Lighting & Power Floor Plan (...)	V2			1.3 MB	Apr 24, 2025 12:44 ...	shreyas kothw... DLF Ltd.	Approved		shreyas kothw... DLF Ltd.
WMRA1-MCN-PRJ-SUB-DR-EL-14B02.02.pdf	Basement 02 Lighting & Power Floor Plan (...)	V2			1.3 MB	Apr 24, 2025 12:44 ...	shreyas kothw... DLF Ltd.	Approved		shreyas kothw... DLF Ltd.
WMRA1-MCN-PRJ-SUB-DR-EL-14B03.01.pdf	Basement 03 Lighting & Power Floor Plan (...)	V2			1.2 MB	Apr 24, 2025 12:45 ...	shreyas kothw... DLF Ltd.	Approved		shreyas kothw... DLF Ltd.
WMRA1-MCN-PRJ-SUB-DR-EL-14B03.02.pdf	Basement 03 Lighting & Power Floor Plan (...)	V2			1.3 MB	Apr 24, 2025 12:45 ...	shreyas kothw... DLF Ltd.	Approved		shreyas kothw... DLF Ltd.
WMRA1-MCN-PRJ-SUB-DR-EL-14B04.01.pdf	Basement 04 Lighting & Power Floor Plan (...)	V2			1.2 MB	Apr 24, 2025 12:44 ...	shreyas kothw... DLF Ltd.	Approved		shreyas kothw... DLF Ltd.
WMRA1-MCN-PRJ-SUB-DR-EL-14B04.02.pdf	Basement 04 Lighting & Power Floor Plan (...)	V2			1.2 MB	Apr 24, 2025 12:45 ...	shreyas kothw... DLF Ltd.	Approved		shreyas kothw... DLF Ltd.

Showing 671 items

Execution Activities

Overall Statistics

65000+
Forms

10000+
Assets

1200+
Issues

500+ DLF
Execution Users

350+
Contractor Users

3300+
Submittals

“Zero”
Paper Usage at
Project Sites

Execution – Quality Control

Sample Data of 1 Project

2.5 Check for uniform application of mould releasing agent *

Yes No NA

2.6 Does installation in dimension, line, level & plumb and alignment (if any) of formwork checked ? *

Yes No NA

2.7 Does adequate supports, anchors as per approved scheme checked ? *

Yes No NA

2.8 Does the provision of cutouts/ openings as per the working drawing checked ? *

Yes No NA

2.9 Does tightness of formwork to avoid cement slurry loss checked ? *

Yes No NA


2.10 Does the layout of formwork as per the grid line reference given by surveyor for dimensions checked ? *

Yes No NA


2.11 Does backpropping of underneath floors required as per GFC/approved schematic dwg./ specifications checked ? *

Yes No NA

Attachments (4)




Screenshot 2025-08-30 123411.png
8/30/2025 12:35 PM, Anand Kumar, 579.02KB



WhatsApp Image 2025-08-08 at 3.25.09 PM.jpeg
8/30/2025 12:29 PM, Anand Kumar, 1.02MB

Signature *

Signature of Contractor Representative



Name

Anand Kumar

Forms / ACIL /

ACL.CVL.QC - Formwork Check

Assigned to: TPA

Basic Information

- 1. WIR Information Complete
- 2. Contractor Complete
- 3. Contractor QC Complete
- 4. TPIA Complete
- 5. EoR Engineer Complete
- 6. Project Engineer (DLF) Complete

4.1 Does availability of approved formwork scheme and design (Mention reference no.) checked ? *

Yes No NA


4.2 Does formwork components(size and shape), supports, anchors as per approved scheme checked ? *

Yes No NA

4.3 Does cleaning of formwork components checked ? *

Yes No NA

Attachments (1)



236f.png
8/30/2025 4:12 PM, sanjay mehra,...

650 WIR
Raised

3500
Forms

17500
Signature

Execution – WIR Process

Sample Data of 1 Project

WIR Cover Page Section

WIR Count (Total)

560

Open WIR

109

In review WIR
(Blank)

Closed WIR

453

DT 4/5 Chennai

WIR Number

All

Template Name

All

Contractor

All

Date

11-10-2024

29-08-2025

WIR Reference No	Form No.	Form Status	WIR Information	WIR Error	Duration (days)	Survey (DLF)	Project Engineer (DLF)	Electrical (DLF)	Plumbing (DLF)	HVAC (DLF)	Firefighting (DLF)	HSE (DLF)	C
DLF-DTT-ECPL-48&5- WIR-482	<u>7615</u>	Closed	24-Jul-25		5	06-Jul-25	29-Jul-25	28-Jul-25	25-Jul-25	25-Jul-25	25-Jul-25	26-Jul-25	
DLF-DTT-ECPL-48&5- WIR-485	<u>7682</u>	In Progress	24-Jul-25		36	23-Jul-25	Incomplete	28-Jul-25	21-Aug-25	21-Aug-25	21-Aug-25	06-Aug-25	
DLF-DTT-ECPL-48&5- WIR-492	<u>7766</u>	Closed	24-Jul-25		5	17-Jul-25	29-Jul-25	28-Jul-25	25-Jul-25	25-Jul-25	25-Jul-25	26-Jul-25	
DLF-DTT-ECPL-48&5- WIR-501	<u>7930</u>	Closed	24-Jul-25		5	18-Jul-25	26-Jul-25	28-Jul-25	25-Jul-25	25-Jul-25	25-Jul-25	26-Jul-25	
DLF-DTT-ECPL-48&5- WIR-525	<u>8211</u>	Closed	24-Jul-25		16	23-Jul-25	26-Jul-25	28-Jul-25	25-Jul-25	25-Jul-25	25-Jul-25	26-Jul-25	
DLF-DTT-ECPL-48&5- WIR-526	<u>8219</u>	Closed	24-Jul-25		5	23-Jul-25	26-Jul-25	28-Jul-25	25-Jul-25	25-Jul-25	25-Jul-25	26-Jul-25	
DLF-DTT-ECPL-48&5- WIR-437	<u>7085</u>	Closed	24-Jul-25		5	24-Jun-25	26-Jul-25	28-Jul-25	25-Jul-25	25-Jul-25	25-Jul-25	24-Jul-25	
DLF-DTT-ECPL-48&5- WIR-448	<u>8577</u>	Closed	24-Jul-25		7	28-Jul-25	29-Jul-25	28-Jul-25	25-Jul-25	25-Jul-25	25-Jul-25	29-Jul-25	
DLF-DTT-ECPL-48&5- WIR-456	<u>7265</u>	In Progress	24-Jul-25		36	28-Jun-25	Incomplete	Incomplete	30-Jul-25	30-Jul-25	30-Jul-25	24-Jul-25	
DLF-DTT-ECPL-48&5-SS- WIR-030	<u>1711</u>	Closed	24-Jan-25		52	30-Jan-25	30-Jan-25	17-Mar-25	17-Mar-25	17-Mar-25	17-Mar-25	NA	
DLF-DTT-ECPL-48&5- WIR-1603	<u>1603</u>	Closed	24-Jan-25		7	30-Dec-24	31-Jan-25	31-Dec-24	31-Dec-24	31-Dec-24	31-Dec-24	NA	

Form Number

All

Form Status

All

Error Count

16 !

WIR Count (Filled)

560

Avg Days (Yet to Close)

43

Avg Days (Closed)

35

Note : ▶ = WIR Info missing or incomplete, ● = WIR Information section submitted later

Forms Data: 29-Aug-2025 3:00 PM Section Status: 29-Aug-2025 2:09 PM

Execution – WIR Process

Sample Data of 1 Project

Form Name	Question	Contractor	EoR Engineer	TPIA	Project Engineer
QC - Reinforcement Checks	Check for cleanliness of Reinforcement of bars against oil, earth, rust etc..	Yes	Yes	Yes	Yes
QC - Reinforcement Checks	Check for provision of dowels as the GFC drawings	Yes	Yes	Yes	Yes
QC - Reinforcement Checks	Check for verticality/plumb/alignment of rebars after fixing.	Yes	Yes	Yes	Yes
QC - Reinforcement Checks	Check to ensure that above slab level, ensure master ring is in place on all vertical members.	Yes	Yes	Yes	Yes
QC - Reinforcement Checks	Does binding wire. Type and gauge as per specifications are checked ?	Yes	Yes	Yes	Yes
QC - Reinforcement Checks	Does cover block placement as per the specifications checked for Configuration (Ensure all bars maintain adequate cover)?	Yes	Yes	Yes	Yes
QC - Reinforcement Checks	Does cover block placement as per the specifications checked for Positioning?	Yes	Yes	Yes	Yes
QC - Reinforcement Checks	Does cover block placement as per the specifications checked for Size/ Dimension?	Yes	Yes	Yes	Yes
QC - Reinforcement Checks	Does dimension and thickness of wall/column/beam/slab/other members are checked ?	Yes	Yes	Yes	Yes
QC - Reinforcement Checks	Does size, numbers and spacing provided as per GFC checked for Slab/Beam ?	Yes	Yes	Yes	Yes
QC - Reinforcement	Does size, numbers and spacing provided as per GFC checked for	Yes	Yes	Yes	Yes

Required Templates			
Asset Name	Required Template	Is Template Used	Form No.
<u>DLF-DTT-ECPL-4&5-WIR 587</u>	ECI - CVL.QC - During Pour Checks	✓	9276
<u>DLF-DTT-ECPL-4&5-WIR 587</u>	ECI - CVL.QC - Formwork Check	✓	9274
<u>DLF-DTT-ECPL-4&5-WIR 587</u>	ECI - CVL.QC - General Checks	✓	9269
<u>DLF-DTT-ECPL-4&5-WIR 587</u>	ECI - CVL.QC - Reinforcement Checks	✓	9272
<u>DLF-DTT-ECPL-4&5-WIR 587</u>	ECI - CVL.WI - WIR	✓	9267
<u>DLF-DTT-ECPL-4&5-WIR 587</u>	ECI.CVL.QC - MEP Inspection	✓	9270
<u>DLF-DTT-ECPL-4&5-WIR 587</u>	ECI.CVL.QC - Post Pour Checks	✓	9277
<u>DLF-DTT-ECPL-4&5-WIR 587</u>	ECI.CVL.QC - Pre-Pour Survey Checks	✓	9268
<u>DLF-DTT-ECPL-4&5-WIR 587</u>	ECI.CVL.QC - Safety Inspection for Concreting	✓	9275
<u>DLF-DTT-ECPL-4&5-WIR 587</u>	ECI.CVL.QC - Safety Inspection for Formwork	✓	9273
<u>DLF-DTT-ECPL-4&5-WIR 587</u>	ECI.CVL.QC - Safety Inspection for Reinforcement	✓	9271

Execution – Smart Pdf



DLFA		DLF LIMITED	sarkar anamika	Format No.: DLF/CQ/LAB-05 Revision: 00
AGGREGATE IMPACT VALUE(VSI/NON VSI) Test Protocol- As per IS 2386(Part -IV):1963_ Reaffirmed-2021		Report No. DLF/BLK/QA-QC/F-01		
PART -A (SAMPLE DETAILS)				
Project Name	Arbour	Contractor's Name	BLK	
Name of Approved source	KOTPUTLI	Date of Testing	06/20/2025	Time of Testing 11:23
Weight of Sample before Quartering(grams)	25,000	Challan No	258	
Weight of sample after Quartering(grams)	2,000	Sampling Point	QUALITY LAB	
Vehicle No	RJ32GD0156	Supplier Name	ANIL	
Sampled By	PRAVEEN	Tested By	NAVEEN	
PART -B (TEST DETAILS)				
Sl. NO.	TEST DESCRIPTION	SAMPLE		
		I	II	
1	10mm Sieve retained weight of sample filling in the metal bowl gms. (A)	378	374	
2	Weight of sample passing on 2.36mm IS sieve gms. (B)	67	89	
3	Aggregate Impact Value % (B/A X 100)	17.72	23.80	
4	Average aggregate Impact value	20.76		
5	Test Result	This Test results are OK for high-grade concrete of grades M85 and above		
PART -C (Results with remarks)				
1				
2				
3				
Notes:				
1. The method of sampling shall be in accordance with IS: 2430: 1969_ Reaffirmed : 2019				
2. IS 2386(Part-IV): 1963_ Reaffirmed -2021 Requirements:				
* Sieves - The test sample shall consist of aggregate the whole of which passes a 12.5- mm IS Sieve and is retained on a 10- mm IS Sieve.				
* Balance- A balance of capacity not less than 500 g, readable and accurate to 0.1 g.				
* The aggregate shall be tested in a surface-dry condition. If dried by heating, the period of drying shall not exceed four hours, the temperature shall be 100 to 110°C and the aggregate shall be cooled to room temperature before testing.				
* The cylinder of the apparatus is filled in 3 layers, each layer tamped with 25 strokes of a tamping rod.				
* The hammer shall be raised until its lower face is 380 mm ± 5 mm above the upper surface of the aggregate in the cup, and allowed to fall(adjusting the height of fall within 5 mm) freely on to the aggregate. The test sample shall be subjected to a total of 15 such blows each being delivered at an interval of not less than one second.				
* The fraction passing the sieve shall be weighed to an accuracy of 0.1 g (Weight B). The fraction retained on the sieve shall also be weighed (Weight C) and, if the total weight (B+C) is less than the initial weight (Weight A) by more than one gram, the result shall be discarded and a fresh test made.				
* Two tests shall be made.				
Permissible Limits as per IS 383: 2016_ reaffirmed: 2019 clause no-5.4.2				
1. Aggregate Impact value limit -30% Maximum for wearing surface(such as runways, roads, pave ments, tunnel lining carrying water, spillways and stilling basins).				
2. For aggregates to be used in concrete(Below M65 grade) other than for wearing surfaces 45% maximum.				
3. For concrete of grades M 65 and above, stronger aggregates are required and hence the maximum aggregate crushing value and aggregate impact value shall not exceed 22%.				
4. The material shall be used in the activity/works only after the report is approved.				
		QC Lab Technician		
		Sign.:		
		Name:	ANAMIKA SARKAR	
		Date:	6/20/25	

Input Values by User

Auto Calculate d values, to avoid calculatio n error

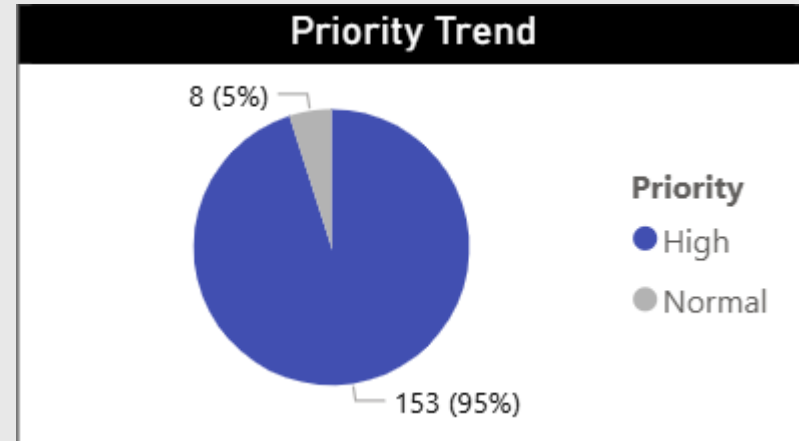
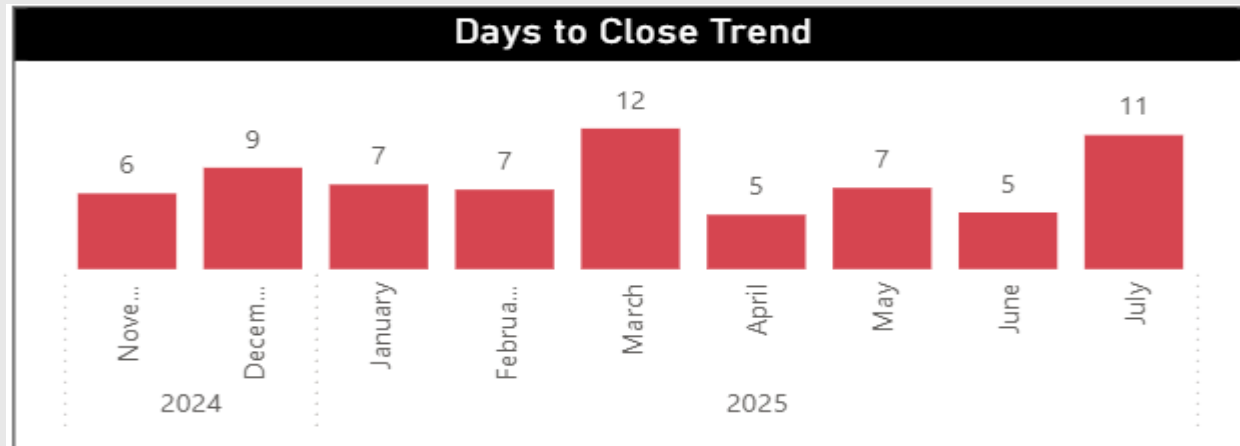

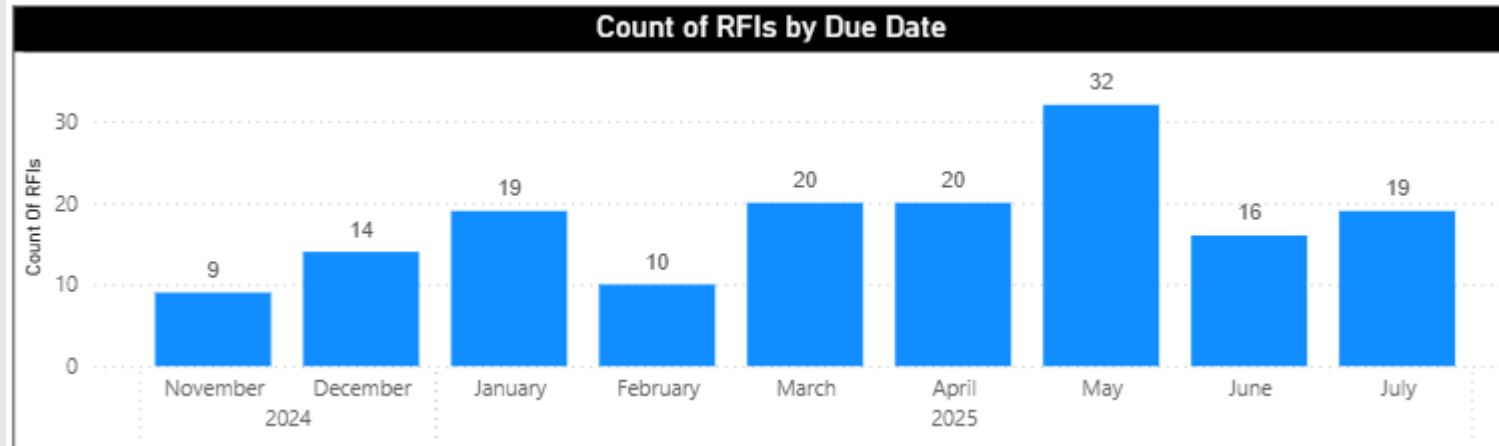
← 29-Aug-2025
✎

DLFA		Report No.	DLF Ltd.	Format No.: DLF/CQ/LAB-05 Revision: 00
AGGREGATE IMPACT VALUE(VSI/NON VSI) Test Protocol- As per IS 2386(Part -IV):1963_ Reaffirmed-2021		Report No. DLF/BLK/QA-QC/F-01		
PART -A (SAMPLE DETAILS)				
Project Name	Arbour	Contractor's Name	BLK	
Name of Approved source	KOTPUTLI	Date of Testing	29-Aug-2025	Time of Testing 14:00
Weight of Sample before Quartering(grams)	25,000	Challan No	258	
Weight of sample after Quartering(grams)	2,000	Sampling Point	QUALITY LAB	
Vehicle No	RJ32GD0156	Supplier Name	ANIL	
Sampled By	PRAVEEN	Tested By	NAVEEN	
PART -B (TEST DETAILS)				
Sl. NO.	TEST DESCRIPTION	SAMPLE		
		I	II	
1	10mm Sieve retained weight of sample filling in the metal bowl gms. (A)			
2	Weight of sample passing on 2.36mm IS sieve gms. (B)			
3	Aggregate Impact Value % (B/A X 100)			
4	Average aggregate Impact value			
5	Test Result			
PART -C (Results with remarks)				
1				
2				
3				
Notes:				
1. The method of sampling shall be in accordance with IS: 2430: 1969_ Reaffirmed : 2019				
2. IS 2386(Part-IV): 1963_ Reaffirmed -2021 Requirements:				
* Sieves - The test sample shall consist of aggregate the whole of which passes a 12.5- mm IS Sieve and is retained on a 10- mm IS Sieve.				
* Balance- A balance of capacity not less than 500 g, readable and accurate to 0.1 g.				
* The aggregate shall be tested in a surface-dry condition. If dried by heating, the period of drying shall not exceed four hours, the temperature shall be 100 to 110°C and the aggregate shall be cooled to room temperature before testing.				
* The cylinder of the apparatus is filled in 3 layers, each layer tamped with 25 strokes of a tamping rod.				
* The hammer shall be raised until its lower face is 380 mm ± 5 mm above the upper surface of the aggregate in the cup, and allowed to fall(adjusting the height of fall within 5 mm) freely on to the aggregate. The test sample shall be subjected to a total of 15 such blows each being delivered at an interval of not less than one second.				
* The fraction passing the sieve shall be weighed to an accuracy of 0.1 g (Weight B). The fraction retained on the sieve shall also be weighed (Weight C) and, if the total weight (B+C) is less than the initial weight (Weight A) by more than one gram, the result shall be discarded and a fresh test made.				
* Two tests shall be made.				
Permissible Limits as per IS 383: 2016_ reaffirmed: 2019 clause no-5.4.2				
1. Aggregate Impact value limit -30% Maximum for wearing surface(such as runways, roads, pave ments, tunnel lining carrying water, spillways and stilling basins).				
2. For aggregates to be used in concrete(Below M65 grade) other than for wearing surfaces 45% maximum.				
3. For concrete of grades M 65 and above, stronger aggregates are required and hence the maximum aggregate crushing value and aggregate impact value shall not exceed 22%.				
4. The material shall be used in the activity/works only after the report is approved.				
		QC Lab Technician		
		Sign.:		
		Name:	ANAMIKA SARKAR	
		Date:	6/20/25	

Execution – RFI tracking

Sample Data of 1 Project

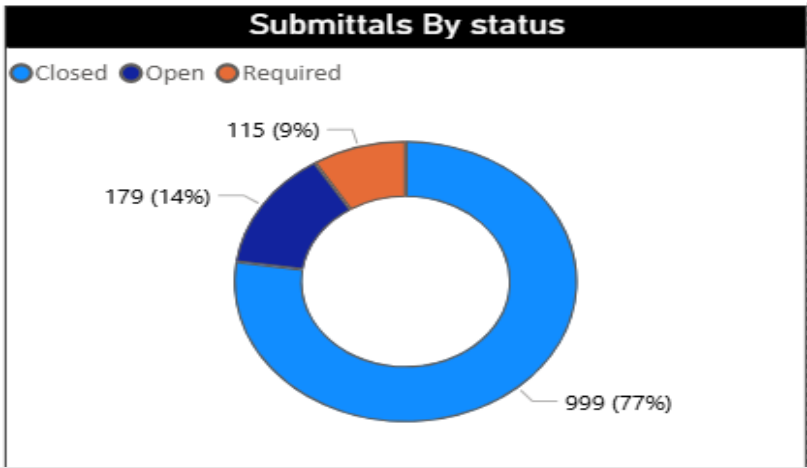
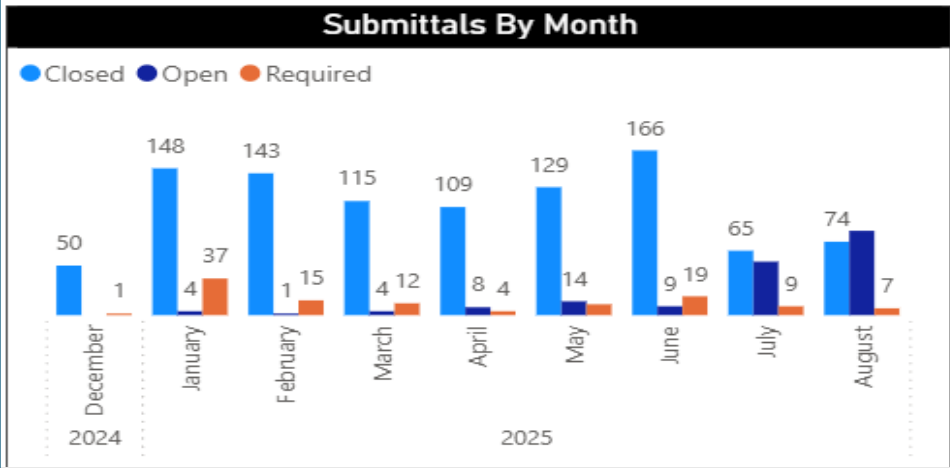
RFIs Overview	RFIs Count	Open RFIs	Delayed RFIs	RFI With Attachments	Avg Delay (Days)	Last Updated	DT 4/5 Chennai
	161	13	89	156	8	<input type="text" value="Last"/> <input type="text" value="1"/> <input type="text" value="Select"/>	



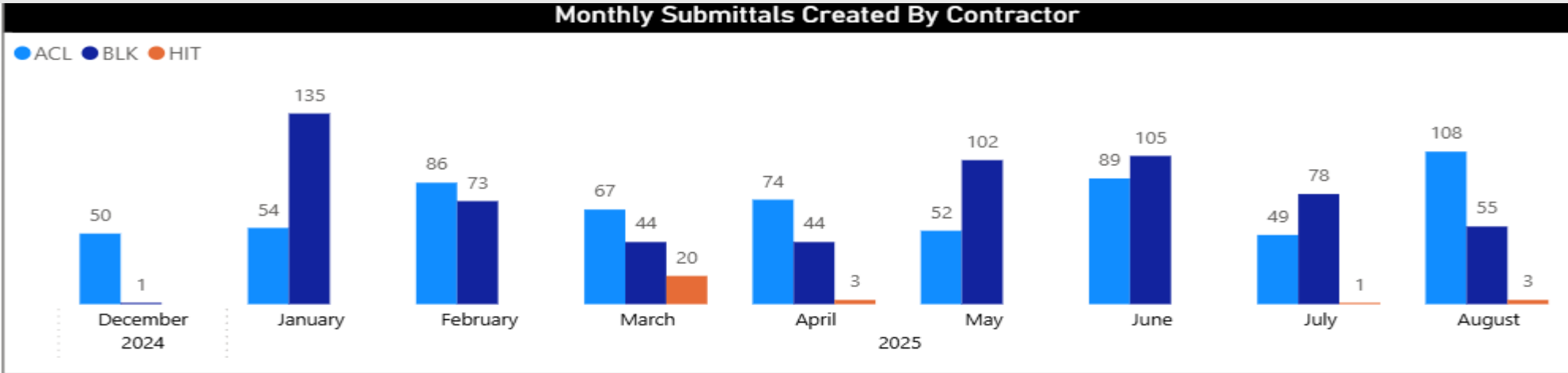
Execution – Submittal Tracking

Sample Data of 1 Project

Submittal Overview	Total Submittals	Open	Required	Closed	Avg days to Respond	Avg days to Close
	1,293	179	115	999	33	38



- Spec # ▾
- BLK DRG
 - BLK DOCs
 - ACL TPR
 - ACL QA/QC NCR
 - ACL QA & QC
 - ACL PLN
 - ACL OHC
 - ACL MST
 - ACL MIR
 - ACL MAT
 - ACL HSE
 - ACL DRG
 - ACL DOCs



Execution – Abstract & Cube Register

Sample Data of 1 Project

Abstract (Trends)

Form Template Name
CVLRMC - Abstract of Concrete

Quantity (m3)
8,730

Avg Slump
255

No of Cubes
1,110

WIR Pouring Date
Last 1 Select
No filters applied

DT 4/5 Chennai

Quantity by Date

● (Blank) ● M15 ● M30 ● M40 ● M5 ● M50 ● Others

Date	M15	M30	M40	M5	M50	Others	Total
2025 March 7	13		59				72
2025 March 8	7		59				66
2025 March 9	14	7	59				80
2025 March 12	4		4				8
2025 March 18	6		23				29
2025 March 19	13	8					21
2025 March 20	5		22				27
2025 March 28	7	7	54				68
2025 April 5	16		65				81

Quantity (m3)

Cubes Casted by Date

● M15 ● M30 ● M40 ● M5 ● M50 ● Others

Date	M15	M30	M40	M5	M50	Others	Total
2025 March 6			48	6			54
2025 March 7			42	6			48
2025 March 8			48	6			54
2025 March 9		6	6	48			60
2025 March 18	12						12
2025 March 19	30						30
2025 March 20	18						18
2025 March 28	6		57				63
2025 April 5			126				126

No of Cubes

Avg of Slump by Date

● Plant Slump ● Site Slump

Date	Plant Slump	Site Slump	Total
2025 March 6	186	224	224
2025 March 7	185	218	218
2025 March 8	182	216	216
2025 March 9	178	220	220
2025 March 18	169	169	169
2025 March 19	167	167	167
2025 March 20	176	176	176
2025 March 28	187	207	207
2025 April 5	167	167	167

Average of KPI Value

Concrete Temp by Date

● Max Temp ● Min Temp

Date	Max Temp	Min Temp
2025 March 8	21	209
2025 March 9	23	20
2025 March 18	32	32
2025 March 19	32	32
2025 March 20	24	32
2025 March 28	21	24

Max and Min

Forms Data: 28-Aug-2025 12:45 PM Section Status: 28-Aug-2025 12:06 PM

Execution – Asset Model Tracking

Sample Data of 1 Project

Asset Progress Visual

Pour Name
 All

Category1
 All

Category2
 All

Asset Name
 All

Model Name
 DT7 Raft.rvt

Pour-wise Concreting %

15.65%

0.00% 100.00%

Pour-wise Reinforcement %

15.62%

0.00% 100.00%

Overall Concreting %

15.65%

0.00% 100.00%

Overall Reinforcement %

15.62%

0.00% 100.00%

7,524 m3 / 48,071 m3

Concreting Volume Summary

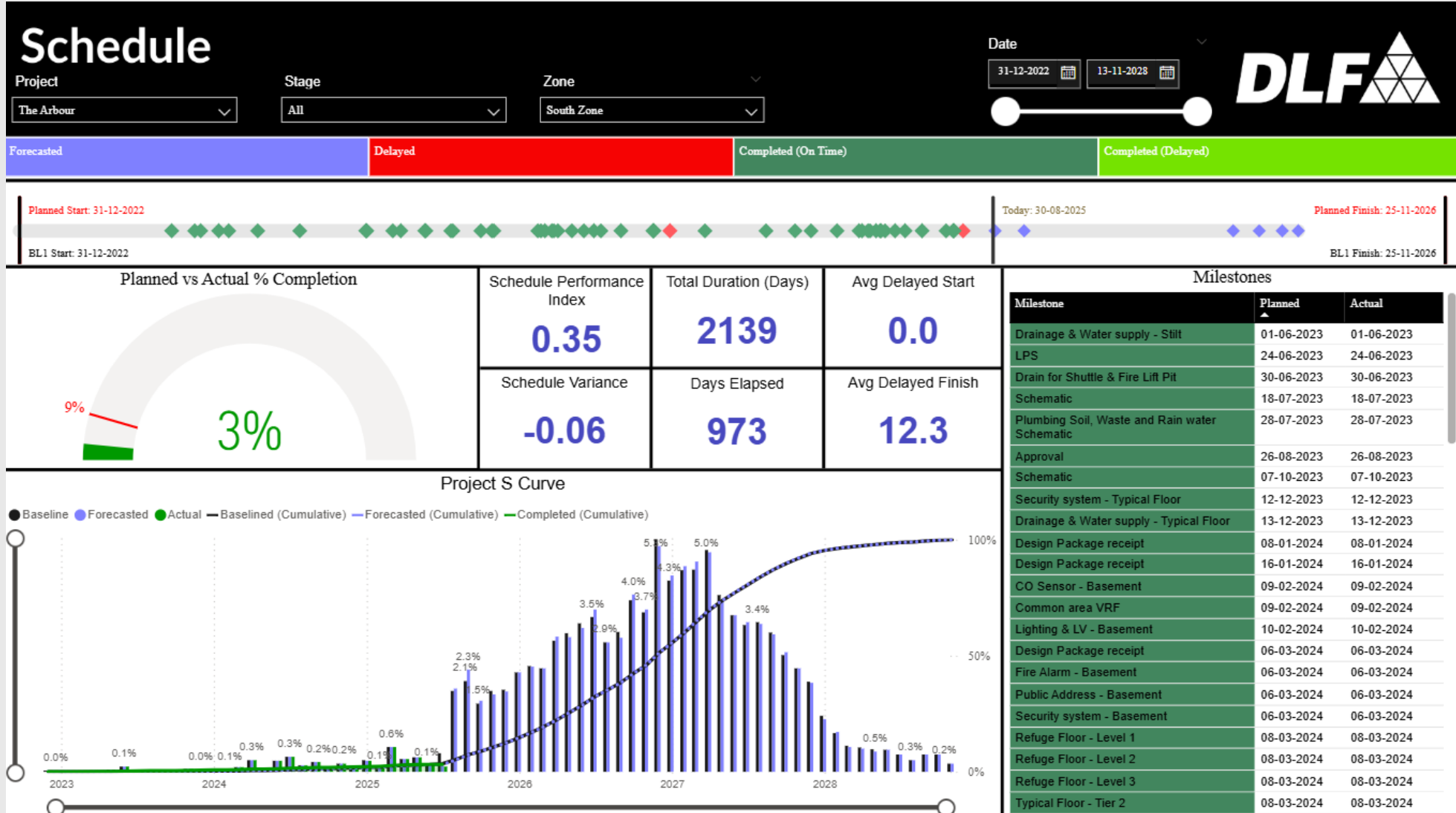
1,467 MT / 9,387 MT

Actual Reinforcement Weight Summary

- Layout
- Reinforcement
- Concreting
- Post Pour

Execution - Schedule


Sample Data of 1 Project



Behind the Scenes

#AU2025

How we brought the Change



Training Records

100+ Trainings

500+ Hours

1500+
Participants

20 + Features

5 Pilot Projects

~ 50 million sq ft
Area

30+ Contractors

100+
Consultants






1700+ Users
Onboarded

Training Photos

















Implementation Strategy

Business Process Analysis

<input type="checkbox"/>	Name ↑
<input type="checkbox"/>	 BPA - Design Department.pptx
<input type="checkbox"/>	 BPA - Planning Department.pptx
<input type="checkbox"/>	 BPA - PMO Department.pptx
<input type="checkbox"/>	 BPA - Quality Department.pptx
<input type="checkbox"/>	 BPA - Safety Department.pptx

User Guides – Bridged to all Projects

<input type="checkbox"/>	Name ↑	
<input type="checkbox"/>	 ACC Schedules.pdf	
<input type="checkbox"/>	 ACC Submittals.pdf	
<input type="checkbox"/>	 ACC Transmittals.pdf	
<input type="checkbox"/>	 ACC User specific Notification setting.pdf	
<input type="checkbox"/>	 DLF ACC member account creation.pdf	
<input type="checkbox"/>	 DLF Assets Process.pdf	
<input type="checkbox"/>	 DLF Document Naming Standard.pdf	
<input type="checkbox"/>	 DLF Drawing Naming Standard.pdf	
<input type="checkbox"/>	 DLF Forms Workflows.pdf	

Files with this name will sync and update automatically to:

- Privana South
- DT 4/5 Chennai
- LUX5
- The Arbour
- DT Phase 2
- The West Park
- Privana West
- The Bayview
- Arbour 2
- Experience Center

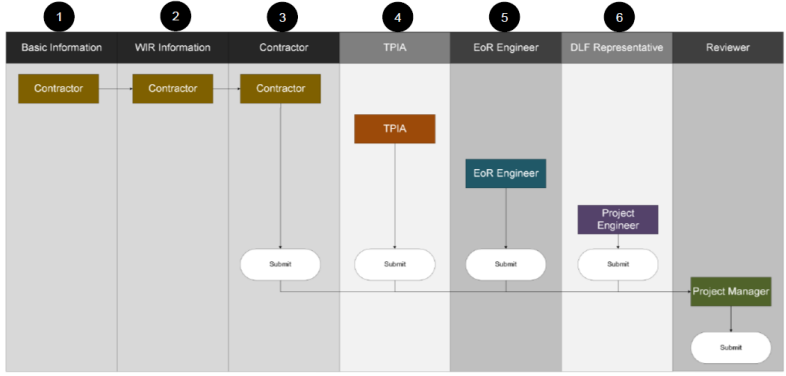
[See details](#)

Implementation Strategy

1. 350 + Hours of Discussion on Strategy
2. Continuous Monitoring & Internal Reviews at Site
3. Testing and Understanding each Feature before Adoption

CVL.QC – Quality Checklists

• Reviewer – Project Manager



Forms
Template Builder

Template overview +

- 1 Basic Information
- 2 1. WIR Information
- 3 2. Contractor
- 4 3. TPIA
- 5 4. EoR Engineer
- 6 5. Project Engineer (DLF)

5 sections total

- ✓ "Location" in Basic Information section to be mandatorily filled.
- ✓ Whenever Contractor starts the form, TPA, EoR Engineer and Project Engineer will receive a notification and can also work on their respective sections parallelly.

<input type="checkbox"/>	Form name
<input type="checkbox"/>	ACC Internal Review - DT 45
<input type="checkbox"/>	ACC Internal Review - DT Phase 2
<input type="checkbox"/>	ACC Internal Review - PW
<input type="checkbox"/>	ACC Internal Review - PS
<input type="checkbox"/>	ACC Internal Review

Behind The Scenes

#AU2025

Catalyst



Dashboard Creation



Data Connector

[Run extraction](#) Daily at 8:00 AM IST [\(edit\)](#)

Created ⓘ

Aug 29, 2025 6:06 PM
Aug 29, 2025 5:16 PM
Aug 29, 2025 4:04 PM
Aug 29, 2025 3:02 PM
Aug 29, 2025 2:08 PM
Aug 29, 2025 1:20 PM
Aug 29, 2025 12:02 PM
Aug 29, 2025 11:48 AM
Aug 29, 2025 11:12 AM



AUTODESK Platform Services

[Solutions](#) [Getting Started](#)

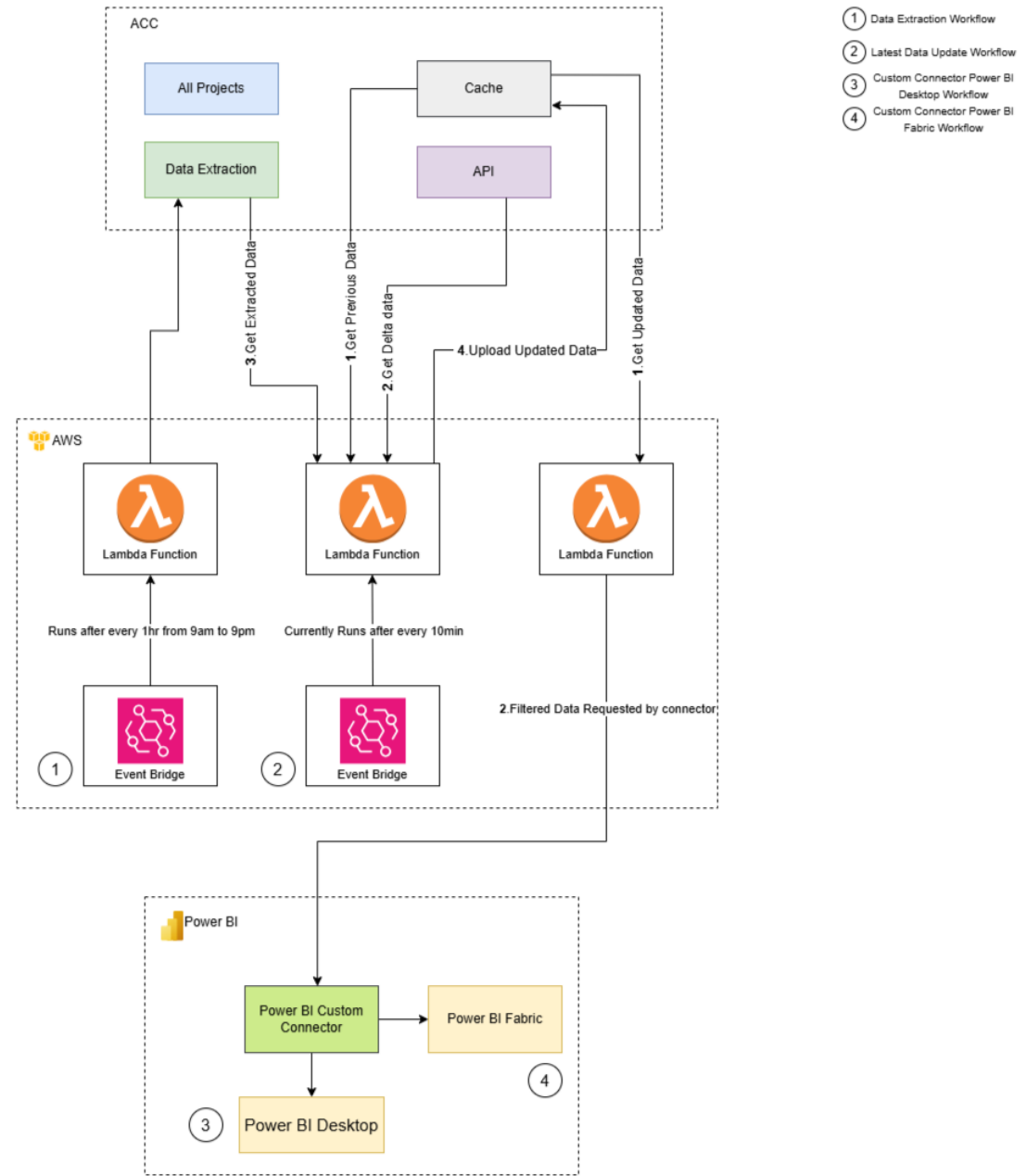
BI Connector

APS


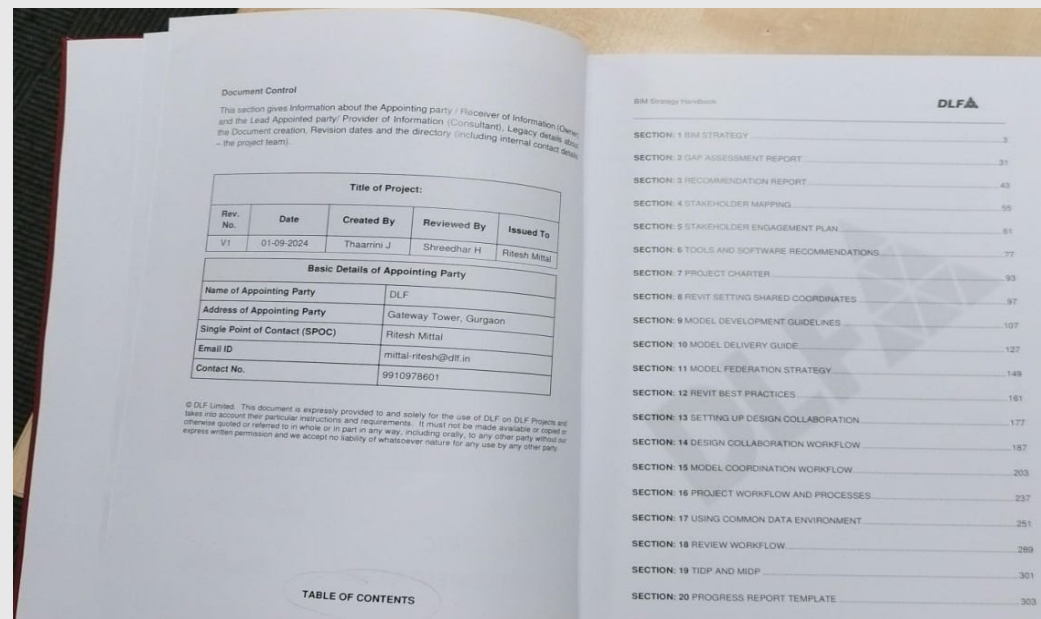
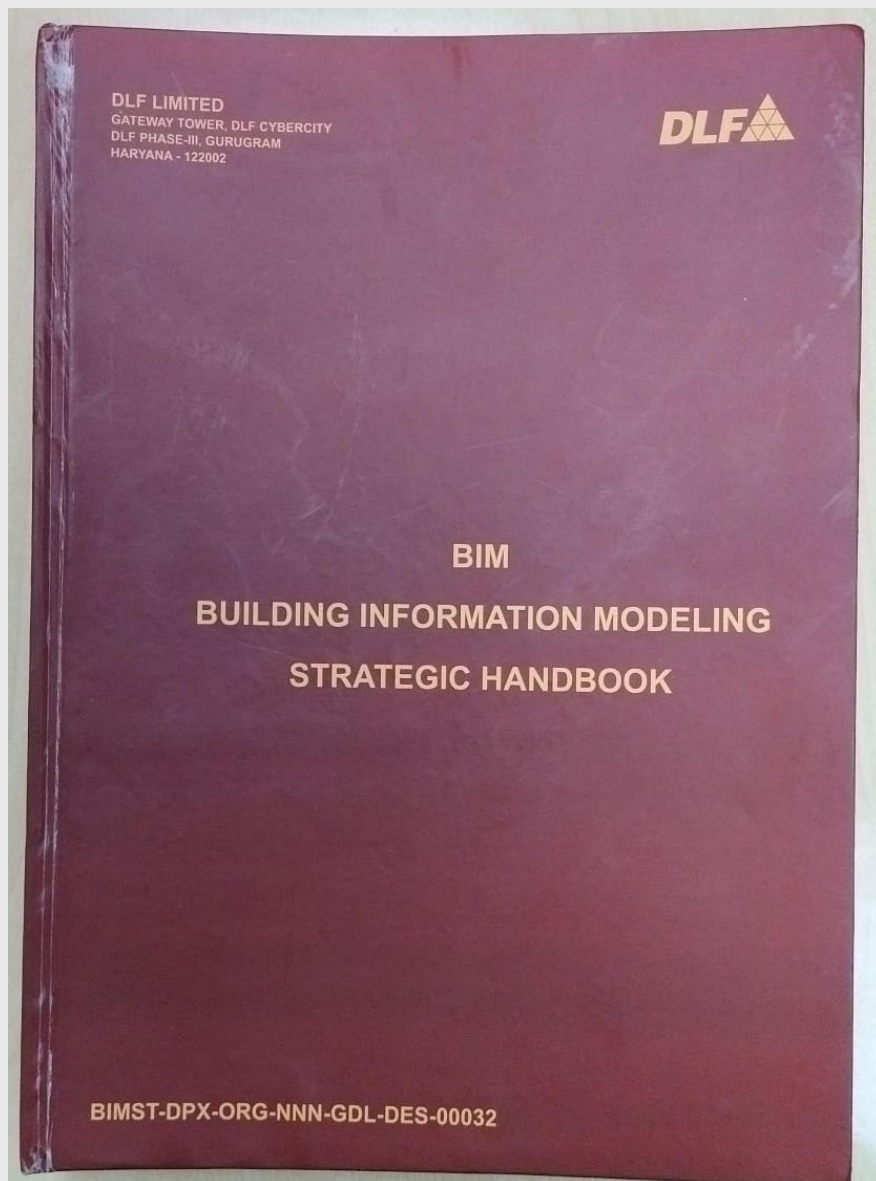


Forms Data: 28-Aug-2025 12:45 PM Section Status: 28-Aug-2025 12:06 PM

APS Integration



Digital Transformation – DLF BIM Handbook



Digital Transformation – DLF BIM Handbook



BIM Strategy Handbook



Summary of Important Chapters for Stakeholders

DESCRIPTION	EPC/BU Head	Architect & Design Engineers	BIM Managers	Procurement Team	Construction Team	Facility Management Team
SECTION: 0 MANAGEMENT OVERVIEW	●	●	●	●	●	●
SECTION: 1 BIM STRATEGY	●	●	●	●	●	●
SECTION: 2 GAP ASSESSMENT REPORT	●	●	●	●	●	●
SECTION: 3 RECOMMENDATION REPORT	●	●	●	●	●	●
SECTION: 4 STAKEHOLDER MAPPING	●	●	●	●	●	●
SECTION: 5 STAKEHOLDER ENGAGEMENT PLAN	●	●	●	●	●	●
SECTION: 6 TOOLS AND SOFTWARE RECOMMENDATIONS	●	●	●	●	●	●
SECTION: 7 PROJECT CHARTER	●	●	●	●	●	●
SECTION: 8 REVIT SETTING SHARED COORDINATES		●	●			
SECTION: 9 MODEL DEVELOPMENT GUIDELINES		●	●		●	
SECTION: 10 MODEL DELIVERY GUIDE		●	●		●	
SECTION: 11 MODEL FEDERATION STRATEGY		●	●		●	●
SECTION: 12 REVIT BEST PRACTICES		●	●			
SECTION: 13 SETTING UP DESIGN COLLABORATION		●	●			
SECTION: 14 DESIGN COLLABORATION WORKFLOW		●	●		●	
SECTION: 15 MODEL COORDINATION WORKFLOW		●	●		●	
SECTION: 16 PROJECT WORKFLOW AND PROCESSES		●	●		●	
SECTION: 17 USING COMMON DATA ENVIRONMENT		●	●	●	●	●
SECTION: 18 REVIEW WORKFLOW		●	●		●	
SECTION: 19 TIDP AND MIDP	●	●	●		●	●

BIM Strategy Handbook



DESCRIPTION	EPC/BU Head	Architect & Design Engineers	BIM Managers	Procurement Team	Construction Team	Facility Management Team
SECTION: 20 PROGRESS REPORT TEMPLATE	●		●		●	
SECTION: 21 PROJECT CLOSEOUT	●	●	●		●	●
SECTION: 22 ORGANIZATIONAL INFORMATION REQUIREMENTS (OIR)	●	●	●	●	●	●
SECTION: 23 ASSET INFORMATION REQUIREMENTS (AIR)	●	●	●	●	●	●
SECTION: 24 PROJECT INFORMATION REQUIREMENTS (PIR)	●	●	●	●	●	●
SECTION: 25 EXCHANGE INFORMATION REQUIREMENTS (EIR)	●	●	●	●	●	●
SECTION: 26 INVITATION TO TENDER			●	●		
SECTION: 27 TENDER EVALUATION CRITERIA TEMPLATE			●	●		
SECTION: 28 CHECKLIST FOR TENDER ROLLOUT		●	●	●	●	
SECTION: 29 BIM EXECUTION PLAN (BEP)	●	●	●	●	●	●
SECTION: 30 BIM CAPABILITY ASSESSMENT	●	●	●	●	●	●
SECTION: 31 MOBILIZATION PLAN	●	●	●	●	●	●
SECTION: 32 PLANNERLY GUIDELINES	●	●	●		●	●

Legend: ● Mandatory ● Optional

Industry Recognition

#AU2025



Autodesk Award

Excellence in Digital Construction



Adoption Champions



Deepanshu
Mishra - Design



Ramesh
Planning



Vivek Gupta
Quality



Anjali Soni
Planning



Abhijeet
Document Controller



Shouvik
Planning



Shubham
Document Controller



Japneesh Singh
Central Team

Implementation Team

DLF Central Core Team



Implementation Partner – 5DVDC Team



The Autodesk logo, a stylized 'A' shape composed of two overlapping geometric forms.

AU 2025

THE DESIGN & MAKE CONFERENCE

Use of APIs

Autodesk and the Autodesk logo are registered trademarks or trademarks of Autodesk, Inc., and/or its subsidiaries and/or affiliates in the USA and/or other countries. All other brand names, product names, or trademarks belong to their respective holders. Autodesk reserves the right to alter product and services offerings, and specifications and pricing at any time without notice, and is not responsible for typographical or graphical errors that may appear in this document.

© 2025 Autodesk. All rights reserved.